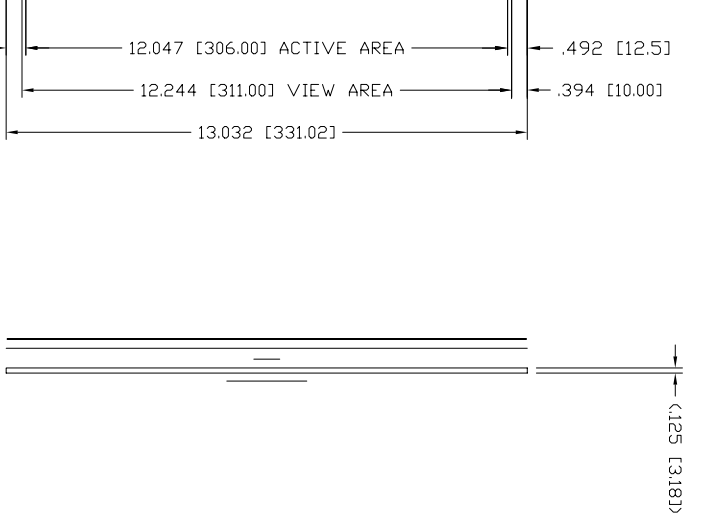
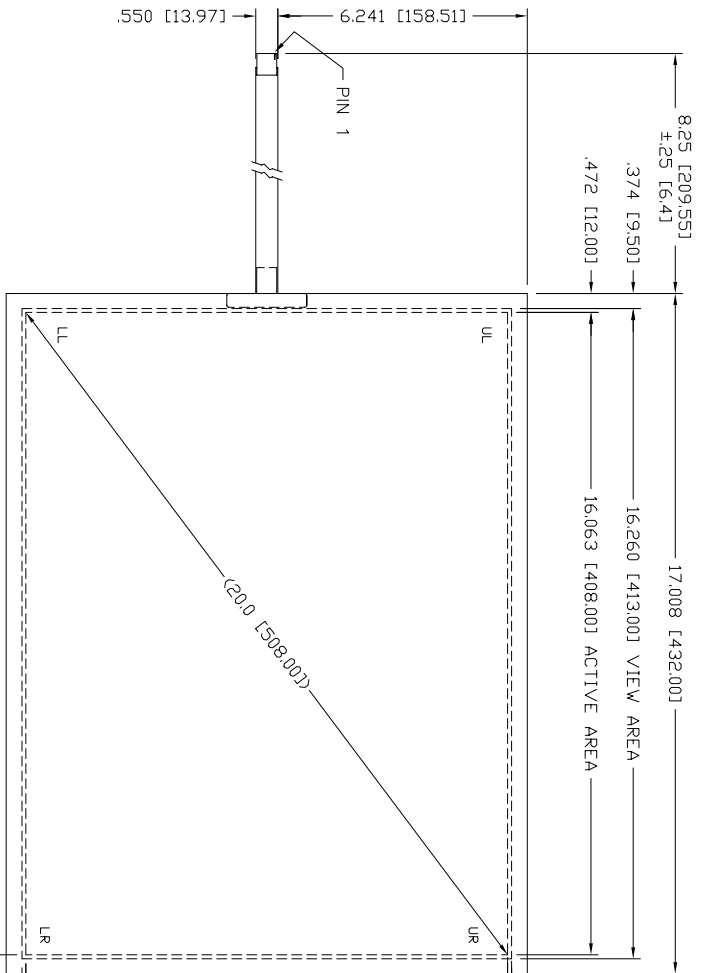
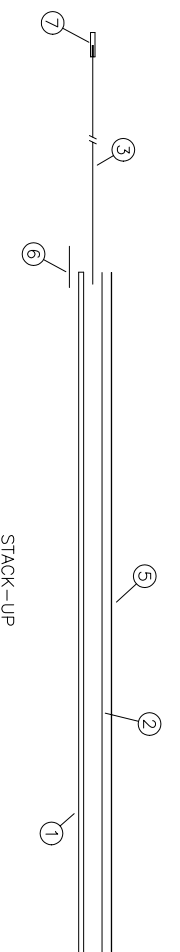


REV	DESCRIPTION	ECD #	DFT	CHK	ENG	DATE
2.2	CHANGED SPACER DOT DIAMETER: WAS .004 X .140	0506057		JH		06/02/05



PINOUT	DESCRIP
1	UL
2	UR
3	SENSE
4	LR
5	LL



QTY	ITEM NO	PART NUMBER	DESCRIPTION
1	7	2500127	CONNECTOR
1	6	ASD 7600102	TAIL STRAIN RELIEF
1	5	ASD 6100185	TOPSHEET SUBASSY
A/R	4	4600127	ZA SENSE INTERCONNECT (NOT SHOWN)
1	3	ASD 7900170	TAIL SUBASSY
1	2	ASD 3700198	GASKET SUBASSY
1	1	ASD 5800198	BOTTOM SUBASSY

- NOTES:
1. SPACER DOTS: .006 [1.5] X .140 [3.56] DIAG (FINGER/PEN INPUT) (NOT SHOWN)
 2. TOPSHEET: ANTIGLARE
 3. TOTAL THICKNESS: .136 [3.45] ±10%
 4. FLEXTAIL: DO NOT BEND TO LESS THAN 1/8" RADIUS
 5. LABEL: SERIAL NUMBER & PART NUMBER / REV. (FAR SIDE OF TAIL)
 6. CONNECTOR: 5-POS, .10 PITCH, AMP 487378-4

DO NOT SCALE DRAWING!
 UNLESS OTHERWISE SPECIFIED, DIMENSIONS ARE IN INCHES.
 REMOVE ALL BURRS AND BREAK SHARP EDGES.
 DEC. TOLERANCE:
 .XX = ±.060 UNO FRACTIONAL X/X = ±1/16
 .XXX = ±.020 UNO
 .XXXX = ±.015 UNO ANGULAR TOL. = ±1°
 .XXXXX = ±.008 UNO

TOUCH INTERNATIONAL
 2222 West Rundberg Ln #100
 Austin, Texas 78758
 512-832-8292

- NOTICE OF PROPRIETARY RIGHTS
 THIS DOCUMENT, AND THE INFORMATION IT CONTAINS, IS PROPRIETARY TO TOUCH INTERNATIONAL. IT MUST NOT BE DUPLICATED, OR ITS CONTENTS USED OR DISCLOSED (IN WHOLE OR IN PART) WITHOUT WRITTEN PERMISSION FROM TOUCH INTERNATIONAL.

SCALE: NTS
 SHEET 1 OF 1

SIZE: A
 DWG. NO: 48-F-5-200-002
 REV: 2.2