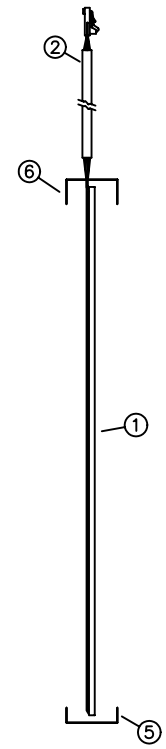
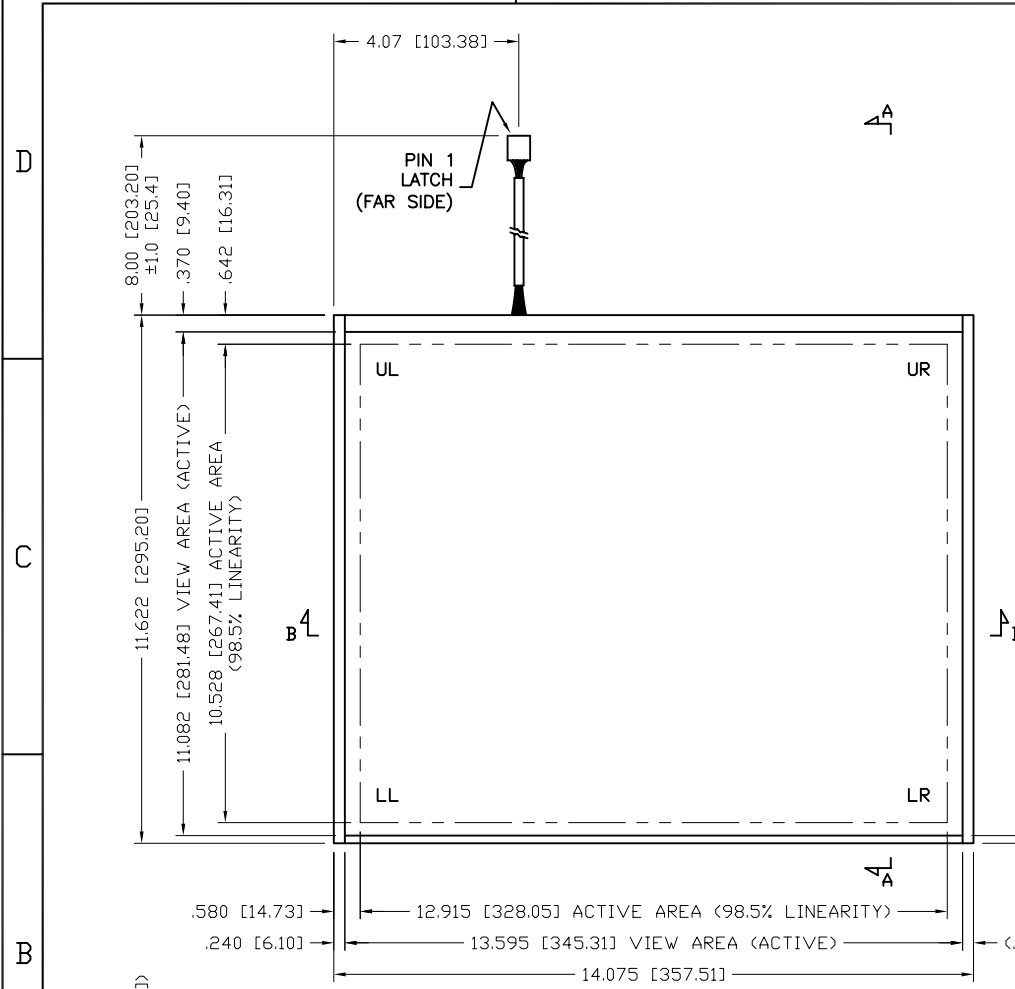



REV	DESCRIPTION	ECD #	DFT	CHK	ENG	DATE
2.1	ADDED CABLE COLOR TO PINOUT CHART	0703174	S.S.R.			4/17/07



SECT. A-A
STACK-UP

PINOUT	
PIN	DESCRIP
1 (RED)	UL
2 (GREEN)	UR
3 (ORANGE)	SENSE/NC
4 (BLACK)	LR
5 (WHITE)	LL



SECT. B-B
STACK-UP
(TAIL & CONNECTOR NOT SHOWN)

- NOTES:
- TOTAL THICKNESS: .180 [4.6] ±10%
 - LABEL: SERIAL NUMBER & PART NUMBER / REV. (FAR SIDE OF TAIL)
 - CONNECTOR: 5 POS, .10 PITCH, LATCH, AMP 487526-4
 - VLT @83% OR GREATER
 - OPERATING TEMP: -20°C TO +70°C, 5% TO 90% RH
 - STORAGE TEMP: -50°C TO +85°C, <35% RH

14.0	6	8200106	TAPE, KAPTON, .75
28.0	5	8200110	TAPE, KAPTON, .25
46.5	4	8200100	TAPE, KAPTON, .50
A/R	3	7300100	SOLDER (NOT SHOWN)
1	2	7900219	TAIL SUBASSY
1	1	4000200	BOTTOM SUBASSY .125 THK
QTY	ITEM NO	PART NUMBER	DESCRIPTION

FINISHED PART #		NEXT ASSY #	
DO NOT SCALE DRAWING !			
UNLESS OTHERWISE SPECIFIED, DIMENSIONS ARE IN INCHES. REMOVE ALL BURRS AND BREAK SHARP EDGES.			
DEC. TOLERANCE:			
.XX = ±.060 UNO		FRAC. TOL. X/X = ±1/16	
.XXX = ±.030 UNO		ANGULAR TOL. = ±1°	
.XXXX = ±.015 UNO			
.XXXXX = ±.008 UNO			
NOTICE OF PROPRIETARY RIGHTS		DRAWN DATE	
THIS DOCUMENT, AND THE INFORMATION IT CONTAINS, IS PROPRIETARY TO TOUCH INTERNATIONAL. IT MUST NOT BE DUPLICATED, OR ITS CONTENTS USED OR DISCLOSED (IN WHOLE OR IN PART) WITHOUT WRITTEN PERMISSION FROM TOUCH INTERNATIONAL.		R. Johnson 5/04	
SCALE: NTS		SIZE	
SHEET 1 OF 1		DWG. NO.	
		57-170FA-051	
		REV.	
		2.1	



TOUCH INTERNATIONAL
2222 West Rundberg Ln #100
Austin, Texas 78758
512-832-8292

SENSOR CAP 5W
17.0 DIAG