



**48-B-4-07-KIT**  
**4-Wire Resistive Controller (USB)**  
with AMP Connector  
Specification Guide

**The information provided in this document is intended as a guide only and is subject to change without notice.** Touch International is committed to continually advancing product designs; therefore, product specifications may be subject to change without notification. Please contact your Touch International Sales Representative for the most recent specification.

**- COPYRIGHT -**

This document is the sole property of Touch International. The information contained within is Proprietary and may not be reproduced or disclosed to third parties without the prior written consent of Touch International. Touch International may have patents or pending patent applications, trademarks, copyrights or other intellectual property rights covering subject matter in this document.

**- IMPORTANT NOTICE -**

A variety of factors can affect the performance and use of Touch International products. The customer is responsible for evaluating the product and software to insure it is suitable for the intended application. Touch International statements, engineering/technical information and recommendations are provided for the user's convenience, but their accuracy or completeness is not warranted.

Specifications are subject to change without notice. Touch International products and software are warranted to meet their published specifications from the date of shipment and for the period stated in the specification.

The customer is responsible for determining whether the Touch International products and software are applicable to the application and is suitable for its production process. In the event of a defective product, Touch International is only obligated to cover failures due to defects in materials or workmanship that occur in normal use. Touch International is not obligated to cover damage that occurs in shipment, failures that are caused by products not supplied by Touch International, failures that result from accident, misuse, abuse, neglect, water damage, mishandling, misapplication, faulty installation, set-up adjustments, improper maintenance, alteration, line power surge, external product damage including field damage, modification or service not approved by Touch International or damage that is attributable to acts of God.

Copyright © 2009 - Touch International - All Rights Reserved

Last Revision Date: 07/07/2009

Document Number: 6500266

Revision: 2.0

## Document Revision History

Revision	Page	Content	Revised By	Date
2.0	1-8	Specification	Bhushan	07/07/2009

## Product Overview

### 48-B-4-07-KIT

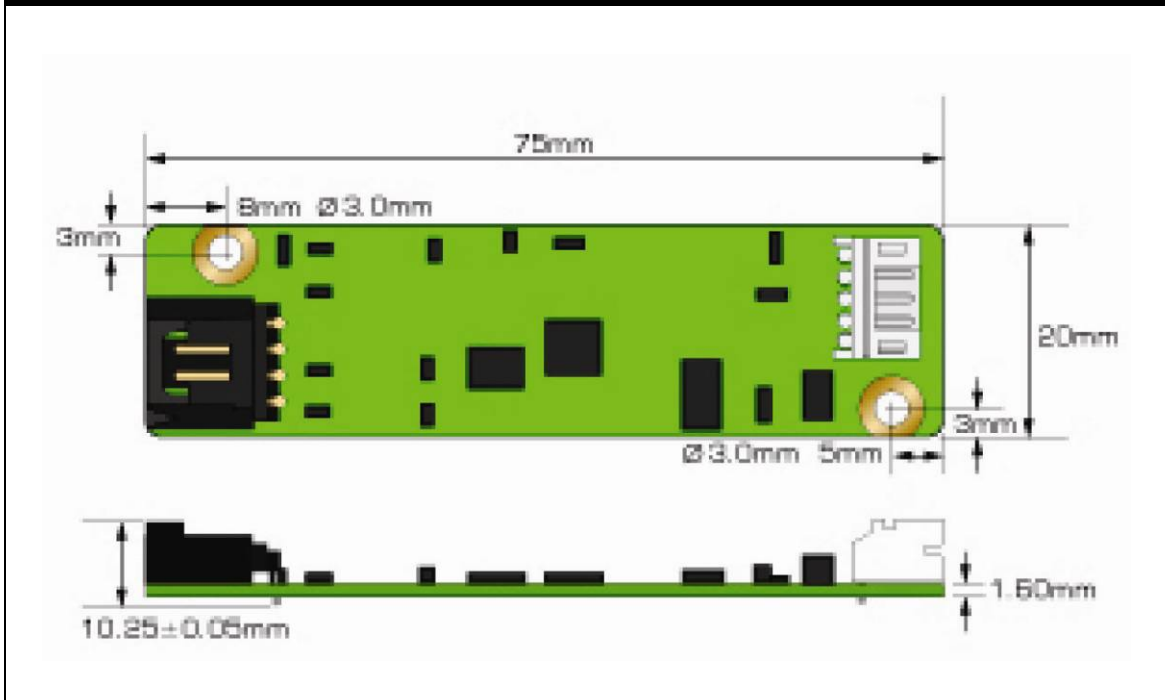
The RoHS compliant controller, specifically designed for 4-wire resistive sensors, offers a fast touch response while also providing excellent reliability and proven performance. It provides a Universal Serial Bus (USB) interface compliant with the USB Human Interface Device (HID) class. The touch driver emulates the mouse left and right button functions.

## Supported Operating Systems

OS	Version	Interfaces
<b>Windows</b>	Windows Vista, XP/2000, 9x/ME Windows CE 2.12/3.0/.net/5.0 Windows Embedded Windows XP Tablet PC edition	RS232/USB
<b>Windows</b>	Windows NT4	RS232
<b>Linux</b>	Mandrake (Mandrake 9.1/9.2/10, Mandriva 2005, Mandriva 2006) Red Hat (7.3/8.0/9.0) Fedora Core (I/II/III/IV/V) Yellow Dog (3.X) SuSE (9.2/9.3/10/10.1) Ubuntu (5.1/6.06) Debian (3.1, Kernel 2.4.x/2.6.x)	RS232/USB (up to Kernel 2.6.x)
<b>DOS</b>	DOS	RS232
<b>Mac</b>	Mac OS, Mac OS X (IBM, Intel CPU)	USB
<b>QNX</b>	QNX RTOS v6.3	RS232

*Note: The 4-Wire Resistive (USB) Controller only supports Touch International drivers.*

## Controller Drawings

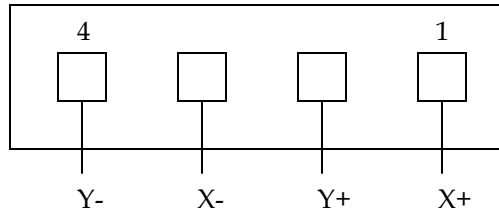



## Specifications

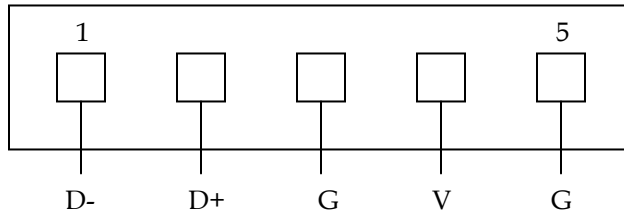

<b>Circuit Board Dimension</b>	20mm x 76.68mm (0.79" x 3.019")
<b>Power Requirements</b>	D.C.+5V (100mA typical, 50mV peak to peak maximum ripple and noise)
<b>Operating Temperature</b>	0°C to 70 °C
<b>Storage Temperature</b>	-40 °C to 80 °C
<b>Relative Humidity</b>	95% at 60 °C
<b>Interface</b>	USB: 1.1 low speed, 2.0 full speed
<b>Resolution</b>	2048x2048
<b>Report rate</b>	USB Model: Max 250 points/sec.
<b>Response time</b>	Max. 20 ms
<b>Attached Cable</b>	6' shielded cable with USB-A connector for USB port.
<b>Regulatory Approvals</b>	FCC-B, CE
<b>EMI</b>	N/A
<b>Panel Resistance</b>	4-wire resistive model: 200 ~ 900 ohm/sq.
<b>MTBF</b>	200,000 hrs.

# Pin Assignments

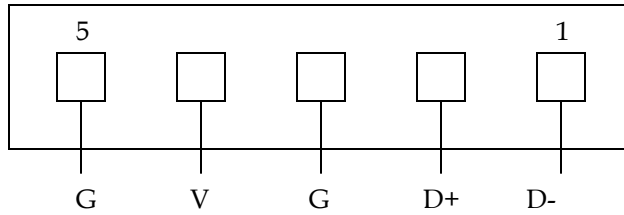

## Controller Panel



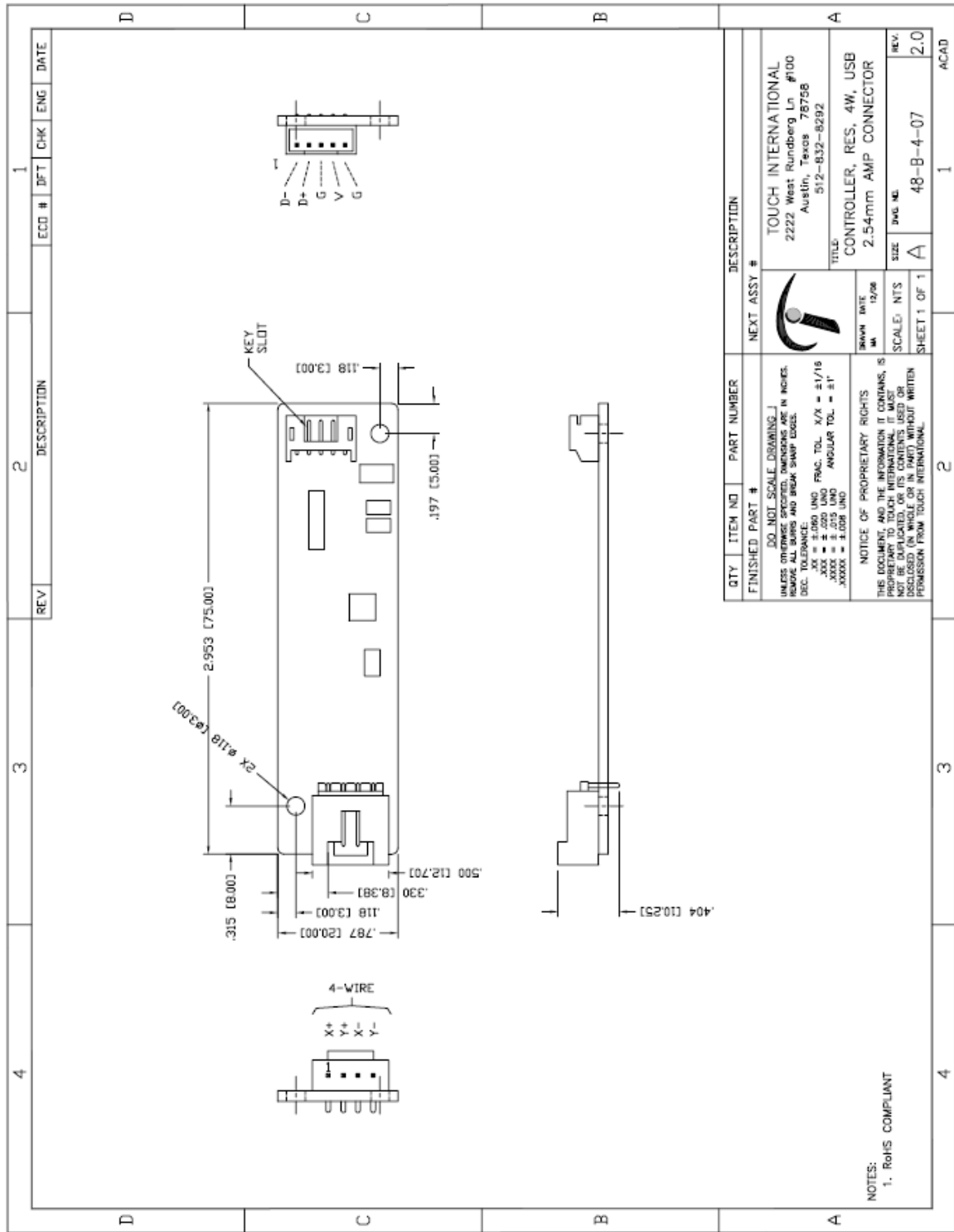
## USB Connector



## USB Cable



# Drawing:



## Ordering Information

Part Number	KIT Description
48-B-4-07-KIT	4-Wire USB Controller (1): TI# 48-B-4-07
	USB Cable (1): TI# 1300252
<p><b>Contact TI sales representative for a complete list of TI's OEM and retail products.</b></p> <p>Touch International 2222 W. Rundberg Ln. Suite 200 Austin, TX 78758 Tel: 512.832.8292 Fax: 512.491.6381 technicalsupport@touchintl.com www.touchinternational.com</p>	